

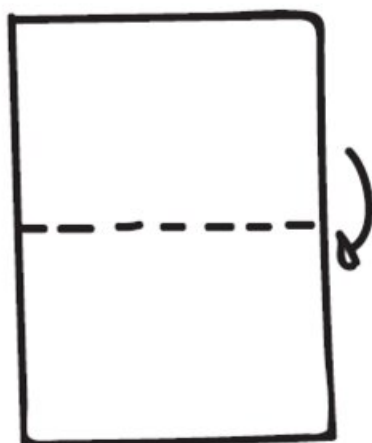
Fabric Origami Ships

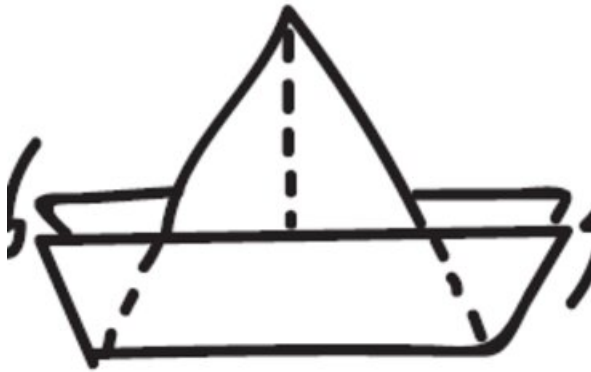

Instructions No. 1705

Difficulty: Beginner

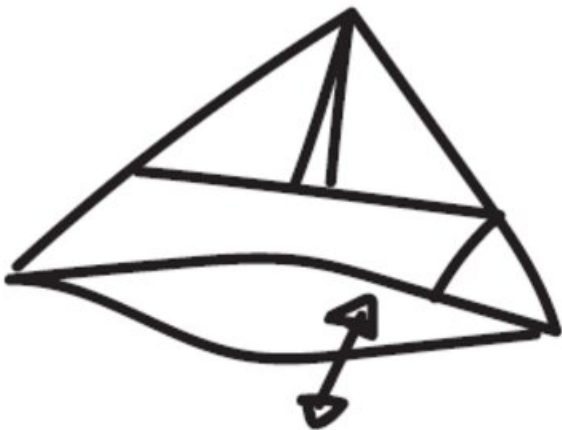
Working time: 45 Minutes

Set sails, weigh anchor and start sewing! Ahoy sailor! These beautiful **boats** are very decorative on the windowsill, as table decoration and as loving souvenirs. They are easy to sew and fold and therefore **suitable** for sewing beginners.







to the folded triangles.



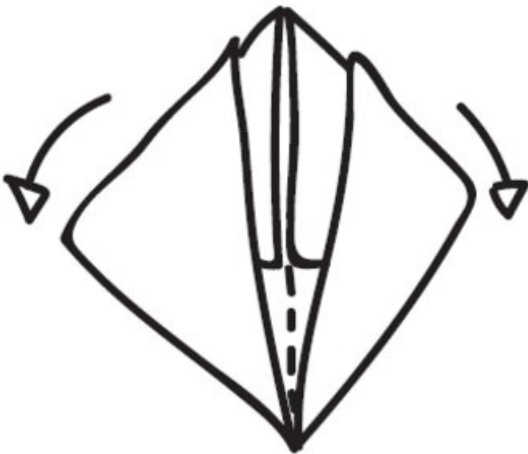
on top of each other.



and sew each folded edge with zig-zag stitch. Then fold the bottom corners



inwards. Now open the triangle slightly from below and press the corners



inwards. Press the corners





Article name	Qty
inen look "Big dots"White	1